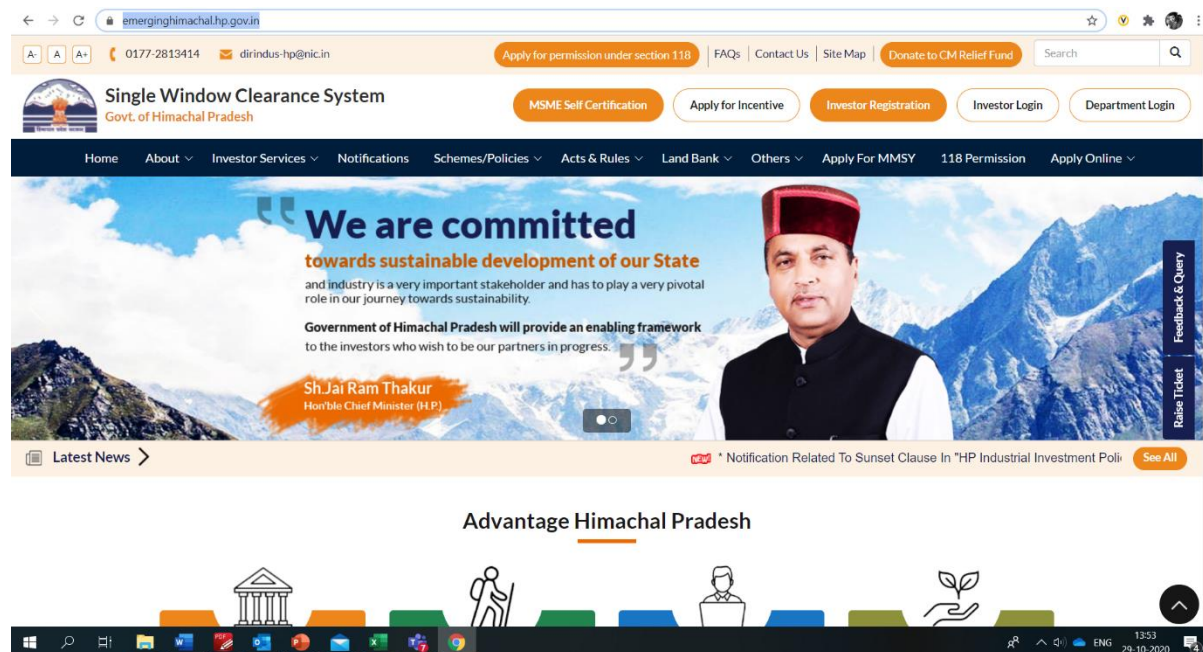


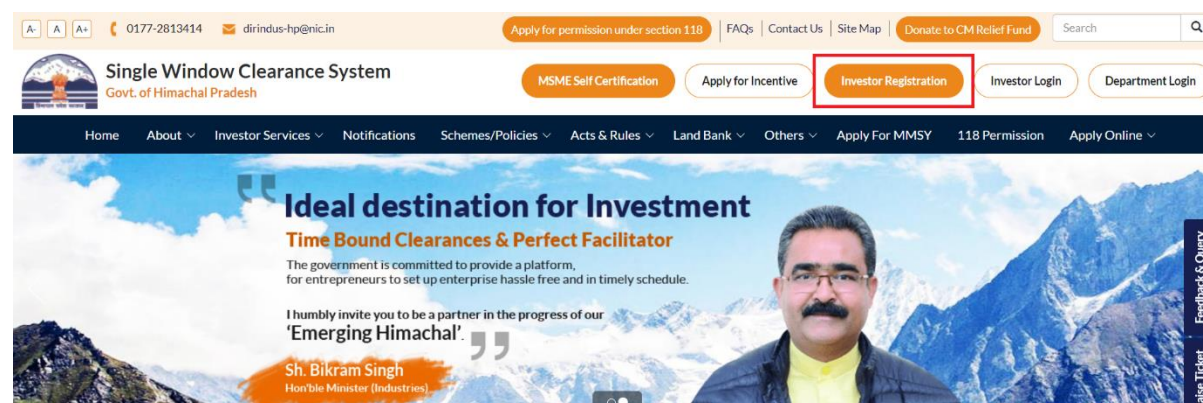
User Manual for Registration/Renewal under Pre-Conception & Pre-Natal Diagnostic Techniques Act, 1994 in Single Window Clearance System (SWCS)

Applicant Registration Procedure

- Applicant/User/Investor will login at State Single Window Clearance System (SWCS) <https://emerginghimachal.hp.gov.in/>



- Applicant will navigate to “Investor Registration” and click on tab for self-registration on Single Window Clearance System (SWCS).



- Applicant will provide all the required basic details for the registration
 - Name, Address, Email ID & Mobile no.

emerginghimachal.hp.gov.in/sso/investor/register

0177-2813414 | dirindus-hp@nic.in

Apply for permission under section 118 | FAQs | Contact Us | Site Map | Donate to CM Relief Fund

Single Window Clearance System
Govt. of Himachal Pradesh

MSME Self Certification | Apply for Incentive | **Investor Registration** | Investor Login | Department Login

Home | About | Investor Services | Notifications | Schemes/Policies | Acts & Rules | Land Bank | Others | Apply For MMSY | 118 Permission | Apply Online

Register
Investor > Register

Latest News > | stment Policy-2019* | * Result Of The Candidates Who Have Been Selected For The Four Posts Of Driver | * Certificate Related To Category Of Area, Type Of Indu. | See A

Investor Registration

Email ID*
Valid Email ID

Mobile Number*
Mobile Number

Choose Password*
Password

Re-Type Password*
Re-type Password

Personal Information

First Name*
First Name

Last Name*
Last Name

Address*
Address

captcha Get a new code

Please enter the letters as they are shown in the image above*

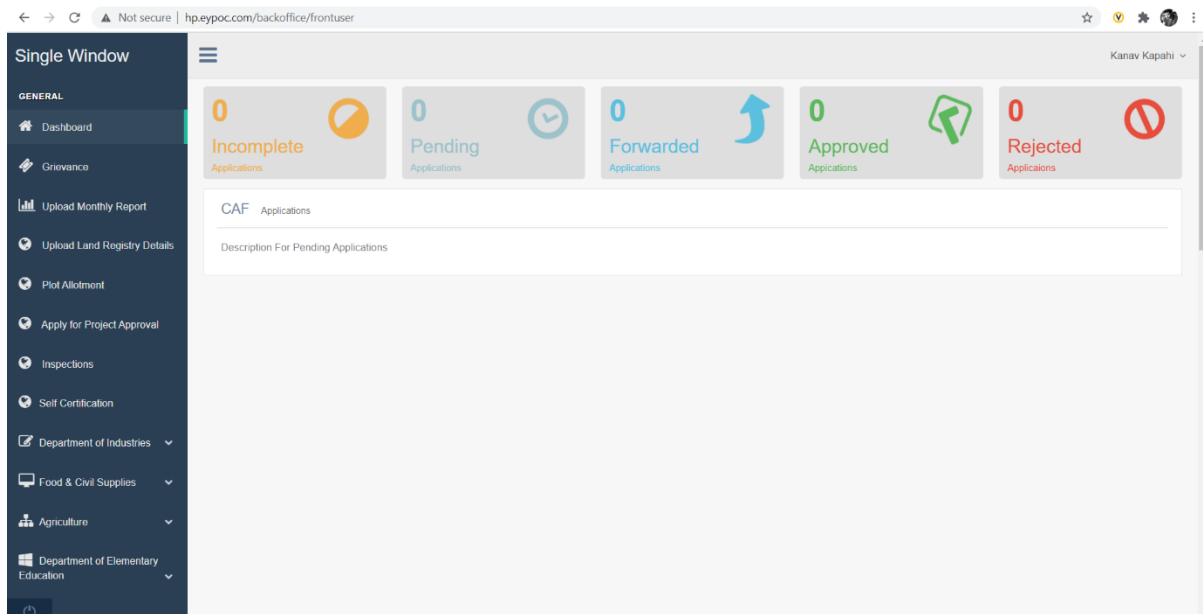
Enter text shown in image

(Letters are not case-sensitive)

REGISTER


Contact Details | Quick Links | Other Links | Web Information Manager

- Once the registration process is done, applicant can login with its credentials for further registration under PC&PNDT Act.
- Applicant will see the below dashboard and navigate to DHSR department tab for submitting Permission Letter to concerned district CMO for approval.



- Applicant will navigate to DHSR Tab for submitting Permission Letter request to concerned CMO Shimla

Permission Letter Submission Procedure



- Applicant will fill the required details and upload the necessary documents for submitting the Permission letter for approval to concerned CMO
- Documents to be uploaded with Permission Letter
 - ✓ Performa Invoice/Quotation of Usq machine to be purchase
 - ✓ Ultrasound Room sketch & floor plan of site

Permission Letter required details

Approval Form

Step 1 Application Form Step 2 Documents to be uploaded Step 3 Payment

Details of Authorized Coordinator/Person

IUID * 21556195 Name * Kanav Kapahi

Corresponding Address * Verma Appartment Block C, Khalini Dyerton Estate Pin Code * 171001

Email * kanav.kapahi@gmail.com Mobile * 7087001407

Organization/Clinic Details

Name of Organization / Clinic Name * Kapahi Clinic Email ID * kanav.kapahi@gmail.com

Mobile * 7087001407 Address * Kasumptli

District * Shimla

Submit

Checklist to be uploaded

Permission letter - PC & PNDT for New Registration

Step 1 Application Form Step 2 Checklist Step 3 Payment Step 4 Declaration

Checklist

Permission letter - PC & PNDT for New Registration -Step 2

Upload Documents

Document Type	File Type	Document Size	Document Status	Action
PERFORMA INVOICE/QUOTATION OF USG MACHINE TO BE PURCHASE *	application/pdf	1-25000 Kb	Select file	Upload
ULTRASOUND ROOM SKETCH & FLOOR PLAN OF SITE *	application/pdf	1-25000 Kb	Select file	Upload

Back Submit

- After uploading all necessary documents, applicant will click on Submit button
- Before submitting the final application, applicant will also provide a declaration for providing the correct information.

Declaration

The screenshot shows the 'Declaration' page in the Single Window portal. The left sidebar contains a 'GENERAL' section with various options like Dashboard, Grievance, and Upload Monthly Report. The main content area is titled 'Home > Declaration' and contains a 'DECLARATION' form. The form text states: 'I, Kanav Kapahi do hereby declare that the facts and contents given above for the Permission letter - PC & PNDD for New Registration are true to the best of my knowledge and belief.' Below this, it shows 'Place Shimla' and 'Date: 29-10-2020'. There is a checkbox labeled 'I Accept' which is currently unchecked. A green 'Submit' button with a checkmark is at the bottom. A blue arrow points to the 'Submit' button.

Permission Letter Submitted Successfully

- Applicant will be allotted submission id for tracking the status of submitted application

The screenshot shows the 'CAF Applications' page in the Single Window portal. The top navigation bar includes a 'GENERAL' section with various options. The main content area displays a summary of application statuses: Incomplete (0), Pending (1), Forwarded (0), Approved (0), and Rejected (0). Below this, a blue banner states: 'Application has been submitted to the department. Submission ID: 391'. A table below the banner lists the application details. A blue arrow points to the 'ID' column header, which is '391'.

ID	Application	Department	Status	Download	Print	Action
391	Permission letter - PC & PNDD for New Registration	DHSR	Pending		Print	

Showing 1 to 1 of 1 entries

- Applicant can click on ID number to view the current status as mentioned below

Tracking Application Status

Single Window

GENERAL

- Dashboard
- Grievance
- Upload Monthly Report
- Upload Land Registry Details
- Plot Allotment
- Apply for Project Approval
- Inspections
- Self Certification
- Department of Industries
- Food & Civil Supplies

Timeline

Application ID : 391

Thursday, 29-10-2020

- CMO**
 - Application is Pending With CMO
- Investor**
 - No Comments
 - Investor has submitted the application to the department

Wednesday, 14-10-2020

- CMO**
 - Approved
 - Permission Letter Approved by CMO Shimla You can further apply for FORM-A for New Registration Thanks CMO Shimla
- Investor**
 - No Comments
 - Investor has submitted the application to the department

Department Permission Letter Approval

- Concerned CMO will login with department official credentials as mentioned below

CMO Dashboard

Single Window

GENERAL

- Dashboard
- Grievance
- Issue Monitoring

APPLICATIONS STATUS

- Pending
- Investible Project

DHSR Dashboard

29-Oct 2020

4 Pending Applications

0 Forwarded Applications

0 Approved Applications

0 Rejected Applications

Applications

ID	Application Name	Firm Name	Submission Date	Department	Status	Action
389	[REDACTED]		2020-10-14 06:02:00	@DHSR	Pending	View
409	PC & PNDR Form A Renewal		2020-10-22 09:58:48	@DHSR	Pending	View
409	PC & PNDR Form A Renewal		2020-10-22 09:58:48	@DHSR	Pending	View
391	Permission letter - PC & PNDR for New Registration		2020-10-14 09:31:58	@DHSR	Pending	View

- Concerned CMO can view the submitted application file and based on the scrutiny of documents attached, authority approve/reject the permission letter.

Submitted Application

Single Window
GENERAL
Dashboard
Grievance
Issue Monitoring
APPLICATIONS STATUS
Pending
Registration for Fair Price Shops-389
PC & PNDT Form A Renewal-409
PC & PNDT Form A Renewal-409
Permission letter - PC & PNDT for New Registration-391
Investible Project

CMO

Application View

Application Name:- PERMISSION LETTER - PC & PNDT FOR NEW REGISTRATION (Submission ID: 391)

Applicant Detail

IUID	21556195	Email	kanav.kapahi@gmail.com
Applicant Name	Kanav Kapahi	Corresponding Address	Verma Apparment Block C, Khalini Dyerton Estate
Email	kanav.kapahi@gmail.com	Mobile	7087001407

Organization/Clinic Details

Name of Organization / Clinic Name	Kanav Kapahi	Email ID	kanav.kapahi@gmail.com
Mobile	7087001407	Address	Kasumpti
District	Shimla		

Uploaded Documents

#	Document Name	View/Download	Status	Action
1	ULTRASOUND ROOM SKETCH & FLOOR PLAN OF SITE	Download	Pending for verification	Verify Document Reject Document
2	PERFORMA INVOICE/QUOTATION OF USG MACHINE TO BE PURCHASE	Download	Pending for verification	Verify Document Reject Document

CMO can scrutinize the application, download, verify/reject the submitted documents

Issue Monitoring
APPLICATIONS STATUS
Pending
Registration for Fair Price Shops-389
PC & PNDT Form A Renewal-409
PC & PNDT Form A Renewal-409
Permission letter - PC & PNDT for New Registration-391
Investible Project

Application Name:- PERMISSION LETTER - PC & PNDT FOR NEW REGISTRATION (Submission ID: 391)

Applicant Detail

IUID	21556195	Email	kanav.kapahi@gmail.com
Applicant Name	Kanav Kapahi	Corresponding Address	Verma Apparment Block C, Khalini Dyerton Estate
Email	kanav.kapahi@gmail.com	Mobile	7087001407

Organization/Clinic Details

Name of Organization / Clinic Name	Kanav Kapahi	Email ID	kanav.kapahi@gmail.com
Mobile	7087001407	Address	Kasumpti
District	Shimla		

Uploaded Documents

#	Document Name	View/Download	Status	Action
1	ULTRASOUND ROOM SKETCH & FLOOR PLAN OF SITE	Download	Verified	
2	PERFORMA INVOICE/QUOTATION OF USG MACHINE TO BE PURCHASE	Download	Verified	

Verified by the designated authority
CMO

Comments added by Concerned Authority (CMO Shimla)

1	ULTRASOUND ROOM SKETCH & FLOOR PLAN OF SITE	Download	Verified
2	PERFORMA INVOICE/QUOTATION OF USG MACHINE TO BE PURCHASE	Download	Verified

Comments				
Previous Level Verifier Comments:				
#	Role Name	User Name	Comment	Commented Date
1	CMO	CMO	Permission Letter Approved by CMO Shimla You can further apply for FORM-A for New Registration Thanks CMO Shimla	Wednesday, 14/10/2020
Approver Comments:			Permission Letter Approved by CMO Shimla You can proceed for registration on Form- A Thanks & Regards CMO Shimla	Friday, 30/10/2020

Approval/Rejection/ Revert back to Investor

Previous Level Verifier Comments:				
#	Role Name	User Name	Comment	Commented Date
1	CMO	CMO	Permission Letter Approved by CMO Shimla You can further apply for FORM-A for New Registration Thanks CMO Shimla	Wednesday, 14/10/2020
Approver Comments:			Permission Letter Approved by CMO Shimla You can proceed for registration on Form- A Thanks & Regards CMO Shimla	Friday, 30/10/2020
Actions				
✓ Approve Reject Print ↶ Revert Back to Investor				

CMO can approve/reject or in case of any query authority can revert back to applicant/investor

OTP verification for Approving Permission Letter by Department

The screenshot shows a web application interface with a modal window titled "OTP VERIFICATION". The modal contains a message: "OTP Has Sent To Your Registered Mobile Number." Below this is a text input field labeled "Enter Verification OTP". At the bottom of the modal are three buttons: "Cancel", "Verify", and "Resend Otp". In the background, a table is visible with columns: "#", "Document Name", "View/Download", "Status", and "Action". The table has two rows, both with a status of "Verified". Below the table, there is a section for "Approver Comments" with a text area containing: "Permission Letter Approved by CMO Shimla. You can proceed for registration on Form-A. Thanks & Regards CMO Shimla". At the bottom of the page, there are buttons for "Approve", "Reject", "Print", and "Revert Back to Investor".

- Once the OTP is verified, application will be approved and can be visible on Applicant/investor dashboard for further registration on Form-A
- Application will be removed from department official's (concerned CMO) as mentioned below

The screenshot shows the "DHRSR Dashboard" for the date "30-Oct 2020". The dashboard features four summary cards: "3 Pending Applications", "0 Forwarded Applications", "0 Approved Applications", and "0 Rejected Applications". Below these cards is a table titled "Applications" with the following data:

ID	Application Name	Firm Name	Submission Date	Department	Status	Action
389	Registration for Fair Price Shops		2020-10-14 06:02:00	@DHRSR	Pending	View
409	PC & PNDT Form A Renewal		2020-10-22 09:58:48	@DHRSR	Pending	View
409	PC & PNDT Form A Renewal		2020-10-22 09:58:48	@DHRSR	Pending	View

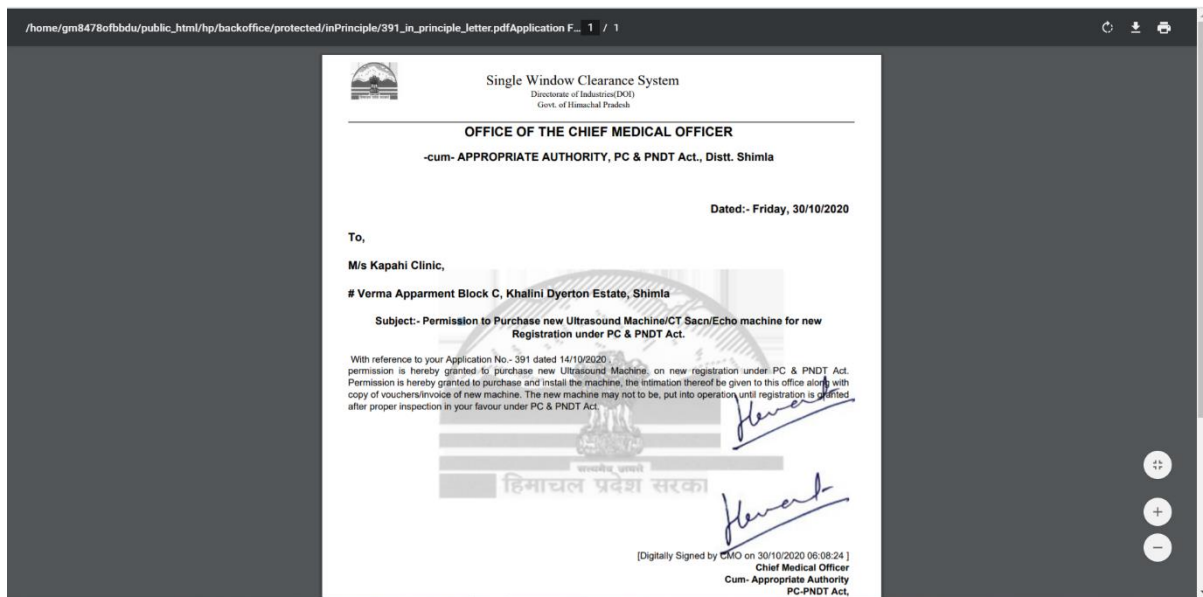
Permission Letter
Approved by CMO

Applicant/Investor Dashboard

Approved Permission Letter

The screenshot shows the 'Single Window Clearance System' dashboard. On the left is a sidebar with navigation options: GENERAL, Dashboard, Grievance, Upload Monthly Report, Upload Land Registry Details, Plot Allotment, Apply for Project Approval, Inspections, Self Certification, Department of Industries, Food & Civil Supplies, and Agriculture. The main area displays application status cards: Incomplete (0), Pending (0), Forwarded (0), Approved (1), and Rejected (0). The 'Approved' card is highlighted with a red box. Below this is a table titled 'CAF Applications' with columns: ID, Application, Department, Status, Download, Print, and Action. A red box highlights the first row: ID 391, Application 'Permission letter - PC & PNDT for New Registration', Department 'DHRS', Status 'Approved', and a 'Download' button. A blue arrow points to the 'Download' button.

- Applicant/Investor can download the permission letter by clicking on download button as mentioned above



Permission Letter Format (Sample)



Single Window Clearance System

HP Ground Water Authority Shimla
Govt. of Himachal Pradesh

OFFICE OF THE CHIEF MEDICAL OFFICER

-cum- APPROPRIATE AUTHORITY, PC & PNDT Act., Distt. Shimla

Dated:- Wednesday, 14/10/2020

To,

M/s Kapahi Clinic,

Verma Apparment Block C, Khalini Dyerton Estate, Shimla

Subject:- Permission to Purchase new Ultrasound Machine/CT Sacn/Echo machine for new Registration under PC & PNDT Act.

With reference to your Application No.- 391 dated 14/10/2020 . permission is hereby granted to purchase new Ultrasound Machine, on new registration under PC & PNDT Act. Permission is hereby granted to purchase and install the machine, the intimation thereof be given to this office along with copy of vouchers/invoice of new machine. The new machine may not to be, put into operation until registration is granted after proper inspection in your favour under PC & PNDT Act.



[Digitally Signed by CMO on 14/10/2020 09:55:22]

Chief Medical Officer
Cum- Appropriate Authority
PC-PNDT Act,
Himachal Pradesh

- Applicant can also track the status of application by clicking on ID number on dashboard as mentioned below

The screenshot shows a 'Single Window' dashboard with a sidebar menu on the left containing options like Dashboard, Grievance, Upload Monthly Report, Upload Land Registry Details, and Plot Allotment. The main area displays a 'Timeline' of application events. A red box highlights the 'Application ID : 391' in the top right corner. The timeline shows two events: one on Friday, 30-10-2020, where the CMO approved the application, and another on Thursday, 29-10-2020, where the investor submitted the application to the department.

- After getting permission letter approval, now applicant can fill FORM-A for registration under PC&PNDT Act.
- Applicant will provide all the required details
- Form- A is bifurcated into sub-categories for the ease to the applicant while filing application
 - ✓ Details of Authorized Coordinator/ Person (Auto- fetch from the registration form)
 - ✓ General Information
 - ✓ Facilities available in the counselling centre
 - ✓ Owner Details
 - ✓ Equipment Details
 - ✓ Radiologist/Gynaecologist/Sonologist/Technician/Other Information
 - ✓ Demand Draft Details

Details of Authorized Coordinator/ Person

The screenshot shows the 'FORM A' registration form. The title bar indicates it is for the registration of a Genetic Counselling Centre, Genetic Laboratory, or Genetic Clinic/Ultrasound Clinic/Imaging Centre. The form is divided into three steps: Step 1 (Application Form), Step 2 (Documents to be uploaded), and Step 3 (Payment). The 'Details of Authorized Coordinator/Person' section is highlighted with a red box. This section contains fields for the Authorized Coordinator's details, including their IUID, Name, Corresponding Address, Pin Code, Email, and Mobile number. Below this, there is a 'General Information' section with fields for the Name of the Centre, Address, Location, and Mobile number.

General Information

General Information

Name of Centre *	Address *
<input type="text" value="Name of Centre"/>	<input type="text"/>
Location *	Mobile *
<input text"="" type="text" value="Mobile Number"/>	
Fax number(s) *	E-mail address *
<input type="text" value="Fax Number"/>	<input type="text" value="Email Address"/>
Type of facility to be registered *	Type of ownership of Organisation *
<input type="text" value="---Please Select---"/> Genetic Counselling Centre Genetic Laboratory Genetic Clinic Immunogenetic Centre	<input text"="" type="text" value="Please Select District"/>

Facilities

Facilities

Facilities available in the counselling centre

Which facilities are or would be available in the Laboratory/ Clinic for the following tests *	Which facilities are available in the Laboratory, Clinic for the following *
<input 2"="" text"="" type="text" value="---Please Select---</input></td></tr><tr><td colspan="/> State whether the Genetic Counselling Centre/ Genetic Laboratory/Genetic Clinic/imaging centre qualifies for registration in terms of requirement laid down in rule (3) *	
<input type="text" value="Please Select"/>	

Owner Details

Owner Details

Name of the Applicant	Address of the Applicant
<input type="text" value="* Name of Applicant"/>	<input type="text"/>
Qualification	Mobile *
<input type="text" value="* Qualification"/>	<input type="text" value="Owner Mobile Number"/>
Email Address *	Age *
<input type="text" value="Email Address"/>	<input type="text" value="Age"/>

Equipment Details

Equipment Details

Name of the Equipment *	Manufacturer Name *
<input type="text" value="* Name of Equipment"/>	<input type="text"/>
Model No. *	Serial Number *
<input type="text" value="* Model No."/>	<input type="text"/>
Machine Type (New/Old) *	Seller Name *
<input type="text" value="Please Select"/>	<input type="text" value="* Name of Seller"/>
Distributor Name *	Purchase Date *
<input type="text" value="* Name of Distributor"/>	<input type="text" value="2020-10-30"/>
Remark *	
<input type="text"/>	

[+ Add More](#)

Radiologist/Gynaecologist/Sonologist/Technician/Other Information

Radiologist/Gynaecologist/Sonologist/Technician/Other Information

Category *	Name
<input type="text" value="---Please Select---</"/>	<input type="text" value="* Name"/>
Qualification *	Registration Number
<input type="text" value="* Qualification"/>	<input type="text" value="* Registration Number"/>
Experience in Years (Min. 1 Year) *	Training Duration (Min. 6 Months)
<input type="text" value="* Experience In Year"/>	<input type="text" value="* Training Duration"/>

[+ Add More](#)

Demand Draft Details

Demand Draft Details

Bank Name *	Bank Draft No *
<input type="text" value="* Bank Name"/>	<input type="text" value="* Bank Draft No"/>
Draft date *	Amount *
<input type="text" value="2020-10-30"/>	<input type="text" value="* Enter Paid Amount"/>

[Submit](#)

- After providing all the required details, applicant will click on submit button for the next step for uploading the comprehensive documents mentioned in checklist as mentioned below

Qualification *	Registration Number
aaaaaaaa	12345667
Experience in Years (Min. 1 Year) *	Training Duration (Min. 6 Months)
5 years	1 Year

[+ Add More](#)

Demand Draft Details

Bank Name *	Bank Draft No *
SBI	123456
Draft date *	Amount *
2020-10-30	35000

[Submit](#)

Uploading documents mentioned in checklist

- Apply for Project Approval
- Inspections
- Self Certification
- Department of Industries
- Food & Civil Supplies
- Agriculture
- Department of Elementary Education
- Department of Higher Education
- DHSR
 - Permission letter - PC & PNDT for New Registration
 - PC & PNDT Form A For New Licence**

Upload Documents

Document Type	File Type	Document Size	Document Status	Action
Certificate of registration of doctor with State Medical Council *	application/pdf	1-25000 Kb	Select file	Upload
Degree of Certification of doctor *	application/pdf	1-25000 Kb	Select file	Upload
Affidavit & Declaration (Doctors & Proprietor) *	application/pdf	1-25000 Kb	Select file	Upload
Details of place where centre is to be established with map *	application/pdf	1-25000 Kb	Select file	Upload
Details of Machine (Make, Model, Serial Number) with installation report by the engineer *	application/pdf	1-25000 Kb	Select file	Upload
Requisition letter to issue new or renewal of the PCPNDT License *	application/pdf	1-25000 Kb	Select file	Upload
Scanned copy of Demand Draft (DD) *	application/pdf	1-25000 Kb	Select file	Upload

[Back](#) [Submit](#)

- Certificate of registration of doctor with State Medical Council
- Degree of Certification of doctor
- Affidavit & Declaration (Doctors & Proprietor)
- Details of place where centre is to be established with map
- Details of Machine (Make, Model, Serial Number) with installation report by the engineer
- Requisition letter to issue new or renewal of the PCPNDT License
- Scanned copy of Demand Draft (DD)

Documents Uploaded Successfully

Files uploaded successfully.

Checklist

🏠 PC & PNDT Form A For New Licence -Step 2

Upload Documents

Document Type	File Type	Document Size	Document Status	Action
Certificate of registration of doctor with State Medical Council	391_in_principle_letter.pdf	application/pdf	1-25000	Pending for verification
Degree of Certification of doctor	391_in_principle_letter.pdf	application/pdf	1-25000	Pending for verification
Affidavit & Declaration (Doctors & Proprietor)	391_in_principle_letter.pdf	application/pdf	1-25000	Pending for verification
Details of place where centre is to be established with map	391_in_principle_letter.pdf	application/pdf	1-25000	Pending for verification
Details of Machine (Make, Model, Serial Number) with installation report by the engineer.	391_in_principle_letter.pdf	application/pdf	1-25000	Pending for verification
Requisition letter to issue new or renewal of the PCPNDT License.	391_in_principle_letter.pdf	application/pdf	1-25000	Pending for verification
Scanned copy of Demand Draft (DD)	391_in_principle_letter.pdf	application/pdf	1-25000	Pending for verification

Back

Submit

Single Window

GENERAL

Dashboard

Grievance

Upload Monthly Report

Upload Land Registry Details

Plot Allotment

Apply for Project Approval

Inspections

Home > Declaration

Declaration

DECLARATION

I, Kanav Kapahi do hereby declare that the facts and contents given above for the PC & PNDT Form A For New Licence are true to the best of my knowledge and belief.

Place Shimla
Date: 30-10-2020

☒ I Accept

Submit ✓

Click on Submit button, provide declaration and application will be submitted to concerned authority

Application Submitted to Department Successfully

The screenshot shows the 'CAF Applications' dashboard. At the top, there are summary cards for Incomplete (0), Pending (1), Forwarded (0), Approved (1), and Rejected (0) applications. Below this, a blue notification bar states: 'Application has been submitted to the department. Submission ID: 418'. A table lists the applications:

ID	Application	Department	Status	Download	Print	Action
391	Permission letter - PC & PNDT for New Registration	DHSR	Approved	Download	Print	
418	PC & PNDT Form A For New Licence	DHSR	Pending		Print	

The row for application 418 is highlighted with a red box. The table shows 'Showing 1 to 2 of 2 entries'.

- Applicant can track the status of submitted application by simply clicking on application id i.e. 418 for the above-mentioned case

The screenshot shows the 'Timeline' view for application ID 418. A red box highlights the timeline events:

- Friday, 30-10-2020**: CMO - Application is Pending With CMO
- Friday, 30-10-2020**: Investor - No Comments
- Investor**: Investor has submitted the application to the department

The application ID 418 is shown in a red box at the top right of the timeline view.

Tracking of status of submitted application

Department (CMO) approval process (Form A)

- Concerned CMO will login with official credentials and can view the submitted Form-A application along with documents.
- In case of any query/concern/objection authority can revert back to investor/applicant
- Authority can approve/reject the application by giving their remarks and applicant can finally download the certificate

CMO Dashboard

The screenshot shows the CMO Dashboard with a sidebar menu on the left and a main content area. The sidebar includes 'GENERAL' (Dashboard, Grievance, Issue Monitoring) and 'APPLICATIONS STATUS' (Pending, Investible Project). The main content area displays a summary of application statuses: 3 Pending, 0 Forwarded, 0 Approved, and 0 Rejected. Below this is a table of applications.

ID	Application Name	Firm Name	Submission Date	Department	Status	Action
409	PC & PNDT Form A Renewal		2020-10-22 09:58:48	@DHSR	Pending	View
409	PC & PNDT Form A Renewal		2020-10-22 09:58:48	@DHSR	Pending	View
418	PC & PNDT Form A For New Licence		2020-10-30 08:01:30	@DHSR	Pending	View

Submitted Form-A Application (New Registration)

The screenshot shows the 'Application View' page for submission ID 418. It displays the applicant's details and general information.

Application Name:- PC & PNDT FORM A FOR NEW LICENCE (Submission ID: 418)

Applicant Detail

Field	Value
IUID	21556195
Email	kanav.kapahi@gmail.com
Name of Organization / Clinic Name	
Applicant Email	
Mobile	
District	Shimla

General Information

Field	Value
Name of Centre	aaa
Address	aaaaa
Location	Urban
Mobile	7087001407
Fax number(s)	aaaaaaa
E-mail address	kanav.kapahi@gmail.com
Type of facility to be registered	Genetic Counselling Centre
Type of ownership of Organisation	Individual ownership
Type of institution	Municipal Hospital
Full name of Genetic Counselling Centre/Genetic Laboratory / Genetic Clinic/Ultrasound Clinic/Imaging Centre	
Address of Genetic Counselling Centre/Genetic Laboratory / Genetic Clinic/Ultrasound Clinic/Imaging Centre	
District	Shimla

Authority (CMO) can view the complete application along with documents

Facilities available in the counselling centre

Which facilities are or would be available in the Laboratory/ Clinic for the following tests	Amniocentesis	Which facilities are available in the Laboratory, Clinic for the following	Biochemical studies
State whether the Genetic Counselling Centre/ Genetic Laboratory/Genetic Clinic/imaging centre qualifies for registration in terms of requirement laid down in rule (3)	Yes		

Owner Details

Name of the Applicant	Address of the Applicant	Qualification	Mobile	Email Address	Age
aaaa	aaaaaaaa	aaaaaa	7087001407	kanav kapahi@gmail.com	30

Equipment Details

Name of the Equipment	Manufacturer Name	Model No.	Serial Number	Machine Type (New/Old)	Seller Name	Distributor Name	Purchase Date	Remark	Distributor Name
aaaaaa	hdhgudjd	12345677	12345678	New	Wipro	Rakesh	Wipro	2020-10-30	Equipment are functional

Radiologist/Gynaecologist/Sonologist/Technician/Other Information

Category	Name	Qualification	Registration Number	Experience In Years (Min. 1 Year)	Training Duration (Min. 6 Months)
Radiologist	aaaaaaa	aaaaaaaaa	12345667	5 years	1 Year

- Authority (CMO) need to verify the attached document by simply clicking on verify button.
- Authority if wants can also download the submitted document for future references.

Demand Draft Details

Bank Name	SBI	Bank Draft No	123456
Draft date	2020-10-30	Amount	35000

Uploaded Documents				
#	Document Name	View/Download	Status	Action
1	Scanned copy of Demand Draft (DD)	Download	Pending for verification	Verify Document Reject Document
2	Requisition letter to issue new or renewal of the PCPNDT License.	Download	Pending for verification	Verify Document Reject Document
3	Details of Machine (Make, Model, Serial Number) with installation report by the engineer.	Download	Pending for verification	Verify Document Reject Document
4	Details of place where centre is to be established with map	Download	Pending for verification	Verify Document Reject Document
5	Affidavit & Declaration (Doctors & Proprietor)	Download	Pending for verification	Verify Document Reject Document
6	Degree of Certification of doctor	Download	Pending for verification	Verify Document Reject Document
7	Certificate of registration of doctor with State Medical Council	Download	Pending for verification	Verify Document Reject Document

CMO can verify/reject the attached document based on their authenticity

Documents Verified by Department

Uploaded Documents				
#	Document Name	View/Download	Status	Action
1	Scanned copy of Demand Draft (DD)	Download	✓ Verified	
2	Requisition letter to issue new or renewal of the PCPNDT License.	Download	✓ Verified	
3	Details of Machine (Make, Model, Serial Number) with installation report by the engineer.	Download	✓ Verified	
4	Details of place where centre is to be established with map	Download	✓ Verified	
5	Affidavit & Declaration (Doctors & Proprietor)	Download	✓ Verified	
6	Degree of Certification of doctor	Download	✓ Verified	
7	Certificate of registration of doctor with State Medical Council	Download	✓ Verified	

Comments added by Department (CMO)

Comments				
Previous Level Verifier Comments:				
#	Role Name	User Name	Comment	Commented Date
No Comments				
Approver Comments: Application Approved, document are correct. Thanks CMO Shimla				Friday, 30/10/2020

Actions				
---------	--	--	--	--

[✓ Approve](#) [Reject](#) [Print](#) [Revert Back to Investor](#)

- After providing the OTP, submitted application can be approved by the department (CMO)
- Applicant/investor can easily download the final certificate by using its dashboard.

Applicant/Investor Dashboard

Single Window

GENERAL

Dashboard

Grievance

Upload Monthly Report

Upload Land Registry Details

Plot Allotment

Apply for Project Approval

Inspections

Self Certification

Department of Industries

0 Incomplete Applications

0 Pending Applications

0 Forwarded Applications

2 Approved Applications

0 Rejected Applications

CAF Applications

Description For Pending Applications

Copy CSV Print

Search:

ID	Application	Department	Status	Download	Print	Action
391	Permission letter - PC & PNDT for New Registration	DHSR	Approved	Download	Print	
418	PC & PNDT Form A For New Licence	DHSR	Approved	Download	Print	

Showing 1 to 2 of 2 entries

Previous Next

Final Certificate

Single Window Clearance System

Directorate of Industries(DOI)

Govt. of Himachal Pradesh

[Form B]

[See rules 6 (2), 6(5) and 8 (2)]

CERTIFICATE OF REGISTRATION

No.: HFW-PNDT (417)/2020 Dated : 30 Oct 2020

1. In exercise of the power conferred under section 19 (1) of the Pre-natal Diagnostic Techniques (Regulation and Prevention of Misuse) Act, 1994 (57 of 1994) *, the Appropriate Authority **Shimla** hereby grants registration to **The Genetic Counselling Centre** named below for purposes of carrying out under the aforesaid Act for a period of five years ending on **2025-10-30**

2. This registration is granted subject to the aforesaid Act and rules framed hereunder and any contravention thereof shall result in suspension or cancellation of this Certificate of Registration before expiry of the said period of five years apart from prosecution.

Name of Center: **aaa**

Address: **aaaaa**

Pre-natal diagnostic procedure* approved For (Genetic Clinic)

Pre-natal diagnostic tests* approved for (for Genetic Laboratory)

3. Model and make of equipments being used (any - Change is to be intimated to the Appropriate Authority under Rule 13)

S. No	Name of the Equipment	Machine Type (New/Old)
1	aaaaa	New

4. Period of validity of earlier Certificate of Registration **2025-10-30**

हिमाचल प्रदेश सरकार

Digitally Signed by CMO on 30/10/2020 09:45:26

Final Certificate Format (Sample)



Single Window Clearance System

Directorate of Industries(DOI)
Govt. of Himachal Pradesh

[Form B]

[See rules 6 (2), 6(5) and 8 (2)]

CERTIFICATE OF REGISTRATION

No.: HFW-PNDT (417)/2020

Dated : 30 Oct 2020

- In exercise of the power conferred under section 19 (1) of the Pre-natal Diagnostic Techniques (Regulation and Prevention of Misuse) Act, 1994 (57 of 1994) +, the Appropriate Authority **Shimla** hereby grants registration to The **Genetic Counselling Centre** named below for purposes of carrying out under the aforesaid Act for a period of five years ending on **2025-10-30**
- This registration is granted subject to the aforesaid Act and rules framed hereunder and any contravention thereof shall result in suspension or cancellation of this Certificate of Registration before expiry of the said period of five Years apart from prosecution.
 - Name of Center: aaa
 - Address: aaaaaa
 - Pre-natal diagnostic procedure* approved For (Genetic Clinic)
 - Pre-natal diagnostic tests* approved for (for Genetic Laboratory)

- Model and make of equipments being used (any - Change is to be intimated to the Appropriate Authority under Rule 13)

S. No	Name of the Equipment	Machine Type (New/Old)
1	aaaaaa	New

- Period of validity of earlier Certificate of Registration **2025-10-30**

सत्यमेव जयते
हिमाचल प्रदेश सरकार

[Digitally Signed by CMO on 30/10/2020 09:45:26]

Chief Medical Officer
Cum- Appropriate Authority
PC-PNDT Act,
Himachal Pradesh Distt. Shimla

Renewal Application under PC&PNDT Act

The screenshot shows the 'Single Window' portal interface. On the left is a dark sidebar with a 'GENERAL' section containing various menu items like Dashboard, Grievance, Upload Monthly Report, etc. The main content area has a header with a red-bordered box containing the text: 'FORM A :- FORM OF APPLICATION FOR RENEWAL OF REGISTRATRIION OF A GENETIC COUNSELLING CENTRE/ GENETIC LABORATORY/GENETIC CLINIC/ULTRASOUND CLINIC/IMAGING CENTRE'. Below this is a progress bar with three steps: 'Step 1 Application Form' (active), 'Step 2 Documents to be uploaded', and 'Step 3 Payment'. The main form is titled 'Details of Authorized Coordinator/Person' and includes a section 'Select Approved PC & PNDT Application Id'. This section has two columns of input fields. The left column contains a dropdown for 'Select Application ID *' with options 'Any other', '--Select--', '418', and 'Any other' (highlighted in blue). Below it is a text field for 'Corresponding Address *' with the value 'Verma Appartment Block C, Khalini Dyerton Estate'. The right column contains a text field for 'Enter License No *' with the value 'Manual License No', a text field for 'Name *' with the value 'Kanav Kapahi', a text field for 'Pin Code *' with the value '171001', and a text field for 'Mobile *' with the value '7087001407'. At the bottom left of the form is an 'Email *' field with the value 'kanav.kapahi@gmail.com'.

- In case of renewal, if applicant/investor has submitted registration online then application will auto populate. (i.e. 418 in the above case)
- If registration has been done offline then applicant will choose “**Any other**” option and enter previous License number and the whole procedure of submitting application will be same as registration as mentioned above.